

Korte termijn weersverwachting























































Vandaag

Jul 22, 2019














			 °C	 %	 hPa	 km/h	 mm/u	 °C
11 u		Zwaar bewolkt	22.1	57	1022.8	14.8 ▼	0.0	22.1
12 u		Zwaar bewolkt	23.4	55	1022.8	15.7 ▼	0.0	23.4
13 u		Zwaar bewolkt	24.4	53	1022.7	16.4 ▼	0.0	24.4
14 u		Zwaar bewolkt	24.4	56	1022.7	17.9 ▼	0.0	24.4
15 u		Overwegend bewolkt	24.8	57	1022.6	18.8 ▼	0.0	24.9
16 u		Overwegend bewolkt	25.9	56	1022.6	18.5 ▼	0.0	26.0
17 u		Licht bewolkt	26.3	56	1022.5	17.7 ▼	0.0	26.5
18 u		Licht bewolkt	26.2	57	1022.3	15.9 ▼	0.0	26.3
19 u		Licht bewolkt	25.7	59	1022.1	13.6 ▼	0.0	25.8
20 u		Licht bewolkt	24.3	63	1022.0	11.2 ▼	0.0	24.5
21 u		Licht bewolkt	22.5	68	1022.2	8.7 ▼	0.0	22.5
22 u		Helder	20.3	74	1022.6	6.2 ▼	0.0	20.4
23 u		Helder	18.8	78	1022.9	4.4 ▼	0.0	18.8

Morgen

Jul 23, 2019

			 °C	 %	 hPa	 km/h	 mm/u	 °C
0 u		Helder	17.8	80	1022.9	4.0 	0.0	17.8
1 u		Helder	17.2	82	1022.8	4.3 	0.0	17.2
2 u		Helder	16.5	84	1022.6	4.6 	0.0	16.5
3 u		Helder	15.6	86	1022.6	4.6 	0.0	15.6
4 u		Helder	14.9	88	1022.5	4.5 	0.0	14.9
5 u		Helder	14.7	89	1022.4	4.5 	0.0	14.7
6 u		Helder	15.1	88	1022.2	4.7 	0.0	15.1
7 u		Helder	15.9	86	1022.1	5.0 	0.0	15.9
8 u		Helder	17.6	81	1022.0	5.4 	0.0	17.6
9 u		Licht bewolkt	19.9	74	1022.0	5.9 	0.0	19.9
10 u		Licht bewolkt	22.7	66	1022.0	6.4 	0.0	22.7
11 u		Licht bewolkt	24.9	60	1021.9	6.6 	0.0	25.0
12 u		Licht bewolkt	26.5	56	1021.6	6.2 	0.0	26.6
13 u		Licht bewolkt	27.7	53	1021.3	5.5 	0.0	28.3
14 u		Licht bewolkt	28.5	50	1020.9	5.3 	0.0	29.1
15 u		Licht bewolkt	29.0	49	1020.5	6.0 	0.0	29.6
16 u		Helder	29.4	49	1020.0	7.1 	0.0	30.0
17 u		Helder	29.5	50	1019.5	7.9 	0.0	30.2
18 u		Helder	29.3	53	1019.0	8.3 	0.0	30.4
19 u		Helder	28.7	57	1018.5	8.5 	0.0	30.2
20 u		Helder	27.6	62	1018.1	8.7 	0.0	29.2
21 u		Helder	25.9	66	1018.1	8.7 	0.0	26.3
22 u		Helder	23.9	69	1018.3	8.6 	0.0	24.1
23 u		Helder	22.4	70	1018.3	8.8 	0.0	22.5








Lange termijn weersverwachting

					
	°C	%	hPa	km/h	mm/u
Ma 	Overwegend bewolkt gedurende de dag.	26.3 / 12.8	70	1022.7	9.8 ▼ 0.0
Din 	Licht bewolkt gedurende de dag.	29.5 / 14.7	69	1020.8	6.4 ▼ 0.0
Woe 	Licht bewolkt gedurende de dag.	34.2 / 18.4	61	1015.3	10.5 ▼ 0.0
Don 	Helder gedurende de dag.	34.9 / 21.0	53	1013.4	13.5 ▼ 0.0
Vrij 	Mogelijk lichte regen gedurende de ochtend en nacht.	29.7 / 19.5	57	1010.3	17.3 ◀ 0.1
Zat 	Lichte regen tot de avond.	21.2 / 15.2	85	1013.7	11.9 ▶ 0.3
Zon 	Overwegend bewolkt gedurende de dag.	24.7 / 12.1	71	1015.3	5.7 ◀ 0.0
Ma 	Licht bewolkt gedurende de dag.	25.3 / 16.8	63	1013.8	12.0 ◀ 0.0












Station Gemiddelden

						
	°C	%	hPa	km/h	mm/u	°C
21 Jul	24.4 / 14.5	75.9	1013.8	3.6	0.0	25.3 / 15.2
22 Jul	25.6 / 15.5	78.9	1014.3	3.3	5.4	27.0 / 16.5
23 Jul	24.1 / 14.5	81.4	1014.3	3.7	2.8	25.9 / 15.0
24 Jul	25.1 / 15.2	79.8	1012.9	1.3	1.2	27.2 / 16.4
25 Jul	24.1 / 15.8	80.7	1013.2	5.0	2.9	25.5 / 17.1
26 Jul	27.7 / 15.0	73.9	1012.8	2.5	0.0	29.5 / 16.2
27 Jul	26.1 / 18.8	67.4	1009.8	5.8	0.6	26.2 / 20.0
28 Jul	22.8 / 15.6	80.6	1009.3	7.1	3.4	22.5 / 15.8
29 Jul	23.4 / 14.6	79.0	1010.5	7.8	0.9	23.2 / 14.7

Stationsextremen

	 °C	 %	 hPa	 km/h	 km/h	 mm/u	 °C
21 Jul	29.4 2018	93.0 2016, 2019	1022.7 2019	19.3 2019	33.8 2019	0.0 > 3 gevallen	32.5 2016
	11.9 2017	45.4 2018	1009.7 2018	-	-	-	12.1 2017
22 Jul	28.6 2018	93.0 2016, 2019	1022.7 2019	21.6 2019	29.0 2017, 2019	17.8 2016	31.1 2018
	13.6 2019	50.4 2018	1009.3 2017	-	-	-	13.4 2019
23 Jul	29.8 2018	93.0 2016, 2017	1018.8 2016	27.4 2017	40.2 2017	8.4 2017	32.7 2018
	12.2 2018	51.2 2018	1009.6 2017	-	-	-	12.5 2018
24 Jul	32.4 2018	94.0 2016	1019.5 2016	10.6 2018	25.7 2018	2.8 2017	34.9 2018
	13.7 2017	40.0 2018	1008.0 2017	-	-	-	14.1 2017
25 Jul	32.3 2018	93.0 2016, 2017	1019.5 2016	24.1 2016	35.4 2017	8.6 2017	35.4 2018
	14.2 2017	47.0 2018	1007.5 2017	-	-	-	14.9 2017
26 Jul	35.9 2018	93.0 2016, 2017	1020.2 2016	15.5 2017	29.0 2017	0.0 2016, 2017, 2018	38.1 2018
	10.8 2016	35.8 2018	1006.0 2017	-	-	-	10.8 2016
27 Jul	35.1 2018	93.0 2016	1018.8 2016	27.4 2016	35.4 2017	1.5 2016	36.3 2018
	14.8 2017	28.6 2018	1003.8 2017	-	-	-	15.6 2017
28 Jul	27.7 2018	94.0 2016	1015.5 2016	32.9 2017	48.3 2017	9.6 2018	28.9 2018
	13.6 2017	54.0 2018	1004.3 2018	-	-	-	12.6 2017
29 Jul	27.7 2018	93.0 2017	1013.5 2018	27.4 2016	40.2 2018	2.4 2017	27.3 2018
	12.6 2018	37.4 2018	1006.8 2017	-	-	-	12.9 2018

Almanac

					
22 Jul	05.42	21.44	962 min	478 min	
23 Jul	05.43	21.42	959 min	481 min	
24 Jul	05.45	21.41	956 min	484 min	
25 Jul	05.46	21.40	953 min	487 min	
26 Jul	05.48	21.38	950 min	490 min	
27 Jul	05.49	21.37	948 min	493 min	
28 Jul	05.51	21.35	944 min	496 min	
29 Jul	05.52	21.34	941 min	499 min	